



# LED Street Light





## LED Street Light

### High color rendering index, long life span

High color rendering index, long life span  
Five times working life than traditional  
street light

### Imported Aluminium fashionable design

Use imported Aluminium die-casing shell, anodic  
oxidation, fashionable design

### Accurate luminous intensity distribution

Professional design of distribution curve, accurate  
squareness luminous intensity distribution


### High efficiency, high power and high reliability

Driver is designed by constant current, high  
efficiency, high power factor and reliability





LED Street Light



### Certifications



## Energy saving and environmental protection, can save 60%

Energy-saving and Enviromental-protection, not contains toxic matenals .save 60% energy than traditional street light


## Start quick ,no flicker

No UV or infrared radiation,no flicker

## Good dispersion of heat

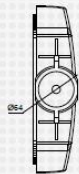
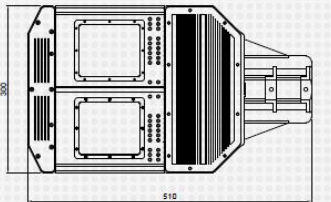
Heat sink technology from the programme of Shanghai University:lower temperature raising,good dispersion of heat.





## SL series

Product Type	<b>BY-SL48/55W-GBPC</b>	<b>BY-SL60/70W-GBPC</b>	<b>BY-SL48/50W-GEPC</b>	<b>BY-SL48/50W-GFPC</b>	<b>BY-SL60/65W-GFPC</b>
Nominal Wattage	55W	70W	50W	50W	65W
LED Quantities	48	60	48	48	60
Operating Voltage	AC100-240V	AC100-240V	DC12V	DC24V	DC24V
Frequency	50Hz/60Hz	50Hz/60Hz	/	/	/
Luminous Flux	3800 lm	4800lm	3800 lm	3800 lm	4800lm
Color Temperature	2800-6500K	2800-6500K	2800-6500K	2800-6500K	2800-6500K
Color Rendering Index	≥75%	≥75%	≥75%	≥75%	≥75%
Power Factor	0.95	0.95	/	/	/
Power Efficiency	88%	88%	92%	93%	93%
Viewing Angle	120°× 60°	120°× 60°	120°× 60°	120°× 60°	120°× 60°
Size	510x300x80 mm	510x300x80 mm	510x300x80 mm	510x300x80 mm	510x300x80 mm
Weight	8.3kg	8.3kg	7.9kg	7.9kg	7.9kg
Operating Temperature	-40°C~50°C	-40°C~50°C	-40°C~50°C	-40°C~50°C	-40°C~50°C
IP Rating	IP65	IP65	IP65	IP65	IP65
LED working life	50000H	50000H	50000H	50000H	50000H



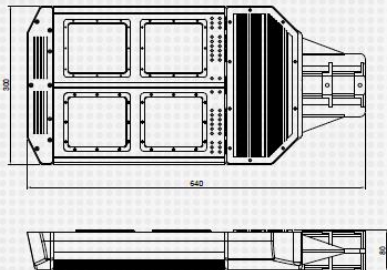


LED Street Light



## SL series

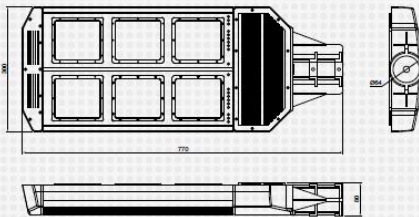
Product Type	BY-SL72/80W-GBPC	BY-SL96/110W-GBPC	BY-SL120/130W-GBPC	BY-SL72/80W-GFPC	BY-SL96/100W-GFPC	BY-SL120/130W-GFPC
Nominal Wattage	80W	110W	130W	80W	100W	130W
LED Quantities	72	96	120	72	96	120
Operating Voltage	AC 100-240V	AC 100-240V	AC 100-240V	DC 24V	DC 24V	DC 24V
Frequency	50Hz/60Hz	50Hz/60Hz	50Hz/60Hz	/	/	/
Luminous Flux	5800 lm	7700 lm	9600 lm	5800 lm	7700 lm	9600 lm
Color Temperature	2800-6500K	2800-6500K	2800-6500K	2800-6500K	2800-6500K	2800-6500K
Color Rendering Index	≥75%	≥75%	≥75%	≥75%	≥75%	≥75%
Power Factor	0.95	0.95	0.95	/	/	/
Power Efficiency	88%	88%	88%	93%	93%	93%
Viewing Angle	120°×60°	120°×60°	120°×60°	120°×60°	120°×60°	120°×60°
Size	640x300x80 mm	640x300x80 mm	640x300x80 mm	640x300x80 mm	640x300x80 mm	640x300x80 mm
Weight	11.38kg	11.38kg	11.38kg	11.0kg	11.0kg	11.38kg
Operating Temperature	-40°C~50°C	-40°C~50°C	-40°C~50°C	-40°C~50°C	-40°C~50°C	-40°C~50°C
IP Rating	IP65	IP65	IP65	IP65	IP65	IP65
LED working life	50000H	50000H	50000H	50000H	50000H	50000H





## SL series

Product Type	<i>BY-SL144/160W-GBPC</i>	<i>BY-SL180/200W-GBPC</i>
Nominal Wattage	SL 160W	SL 200W
LED Quantities	144	180
Operating Voltage	AC 100-240V	AC 100-240V
Frequency	50Hz/60Hz	50Hz/60Hz
Luminous Flux	11500 lm	14400 lm
Color Temperature	2800-6500K	2800-6500K
Color Rendering Index	≥75%	≥75%
Power Factor	0.95	0.95
Power Efficiency	88%	88%
Viewing Angle	120°× 60°	120°× 60°
Size	770x300x80 mm	770x300x80 mm
Weight	13kg	13kg
Operating Temperature	-40°C~50°C	-40°C~50°C
IP Rating	IP65	IP65
LED working life	50000H	50000H



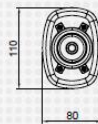
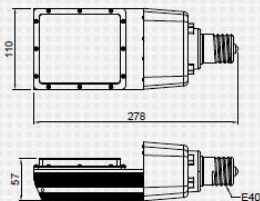


LED Street Light 



## SLA series

Product Type	<i>BY-SLA18/20W-GBPC</i>	<i>BY-SLA24/26W-GBPC</i>
Nominal Wattage	20W	26W
LED Quantities	18	24
Operating Voltage	DC 12V/AC 100-240V	DC 12V/AC 100-240V
Frequency	50Hz/60Hz	50Hz/60Hz
Luminous Flux	1440 lm	1900 lm
Color Temperature	2800-6500K	2800-6500K
Color Rendering Index	≥75%	≥75%
Power Factor	0.95	0.95
Power Efficiency	87%	87%
Viewing Angle	120°× 60°	120°× 60°
Size	278x110x80 mm	278x110x80 mm
Weight	1.1kg	1.1kg
Operating Temperature	-30°C~50°C	-30°C~50°C
IP Rating	IP40	IP40
LED working life	50000H	50000H





## SLB series

Product Type	<i>BY-SLB18/20W-GBPC</i>	<i>BY-SLB24/26W-GBPC</i>	<i>BY-SLB30/35W-GBPC</i>	<i>BY-SLB18/20W-GEPC</i>
Nominal Warrage	20W	26W	35W	20W
LED Quantities	18	24	30	18
Operating Voltage	AC 100-240V	AC 100-240V	AC 100-240V	DC 12V
Frequency	50Hz/60Hz	50Hz/60Hz	50Hz/60Hz	/
Luminous Flux	1440 lm	1900 lm	2400 lm	1440 lm
Color Temperature	2800-6500K	2800-6500K	2800-6500K	2800-6500K
Color Rendering Index	≥75%	≥75%	≥75%	≥75%
Power Factor	0.95	0.95	0.95	0.95
Power Efficiency	87%	87%	87%	92%
Viewing Angle	120°× 60°	120°× 60°	120°× 60°	120°× 60°
Size	558x255x150 mm	558x255x150 mm	558x255x150 mm	558x255x150 mm
Weight	3.3kg	3.3kg	3.3kg	3.3kg
Operating Temperature	-30°C~50°C	-30°C~50°C	-30°C~50°C	-30°C~50°C
IP Rating	IP65	IP65	IP65	IP65
LED working life	50000H	50000H	50000H	50000H



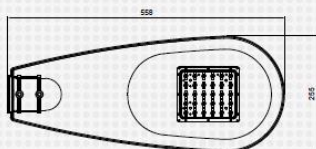




LED Street Light 



<b>BY-SLB24/26W-GEPC</b>	<b>BY-SLB30/32W-GEPC</b>	<b>BY-SLB18/20W-GFPC</b>	<b>BY-SLB24/26W-GFPC</b>	<b>BY-SLB30/32W-GFPC</b>
26W	32W	20W	26W	32W
24	30	18	24	30
DC 12V	DC 12V	DC 24V	DC 24V	DC 24V
/	/	/	/	/
1900 lm	2400 lm	1440 lm	1900 lm	2400 lm
2800-6500K	2800-6500K	2800k-6500k	2800-6500K	2800-6500K
≥75%	≥75%	≥75%	≥75%	≥75%
0.95	0.95	0.95	0.95	0.95
92%	90%	92%	93%	93%
120°×60°	120°×60°	120°×60°	120°×60°	120°×60°
558x255x150 mm	558x255x150 mm	558x255x150 mm	558x255x150 mm	558x255x150 mm
3.3kg	3.3kg	3.3kg	3.3kg	3.3kg
-30°C~50°C	-30°C~50°C	-30°C~50°C	-30°C~50°C	-30°C~50°C
IP65	IP65	IP65	IP65	IP65
50000H	50000H	50000H	50000H	50000H

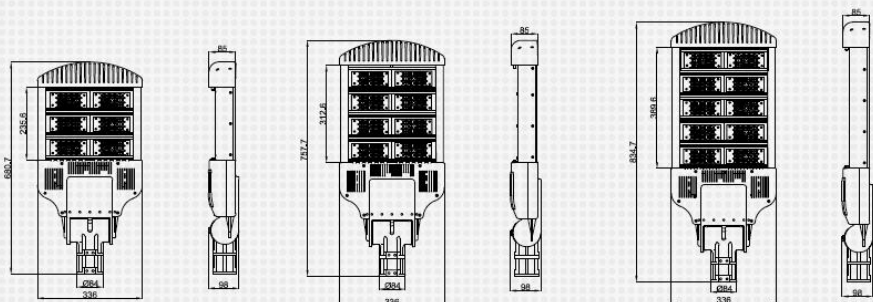




## SLD series

Product Type	<b>BY-SLD3/90W-GBPC</b>	<b>BY-SLD4/120W-GBPC</b>	<b>BY-SLD5/150W-GBPC</b>
Nominal Power	90W	120W	150W
LED Quantities	72	96	120
LED brand	CREE/NICHIA	CREE/NICHIA	CREE/NICHIA
Operating Voltage	AC100-240V	AC 100-240V	AC 100-240V
Luminous Flux	7200 lm	9600 lm	12000 lm
Color Temperature	5000k-6000k	5000-6000K	5000-6000K
Color Rendering Index	≥75%	≥75%	≥75%
Viewing Angle	145°/ 65°	145°/ 65°	145°/ 65°
Size	680.7x336x98 mm	757.7x336x98mm	834.7x336x98 mm
Weight	8.98kg	10.3kg	11.9kg
Operating Temperature	-30°C~50°C	-30°C~50°C	-30°C~50°C
IP Rating	IP67	IP67	IP67
LED working life	50000H	50000H	50000H

Direction adjustable





LED Street Light



## SLD series

Product Type	<i>BY-SLD3/180W-GBPC</i>	<i>BY-SLD4/240W-GBPC</i>	<i>BY-SLD5/300W-GBPC</i>
Nominal Power	180W	240W	300W
LED Quantities	72	96	120
LED brand	CREE/NICHIA	CREE/NICHIA	CREE/NICHIA
Operating Voltage	AC 100-240V	AC 100-240V	AC 100-240V
Luminous Flux	13000 lm	17200 lm	21600 lm
Color Temperature	5000-6000K	5000-6000K	5000-6000K
Color Rendering Index	≥75%	≥75%	≥75%
Viewing Angle	145°/ 65°	145°/ 65°	145°/ 65°
Size	680.7x336x98 mm	757.7x336x98 mm	834.7x336x98 mm
Weight	8.98kg	10.3kg	11.9kg
Operating Temperature	-30°C~50°C	-30°C~50°C	-30°C~50°C
IP Rating	IP67	IP67	IP67
LED working life	50000H	50000H	50000H

Direction adjustable

